



**Public Policy Center**

Iowa Social Science Research Center

University of Iowa  
Public Policy Research Building  
605 E Jefferson Street  
Iowa City, Iowa 52242  
Phone: 319-384-3391  
[isrc.uiowa.edu](http://isrc.uiowa.edu)

**Inter-university Consortium for Political and Social Research: Utilization Report**

Prepared by Mike Oie, Data Manager, Iowa Social Science Research Center

August 6, 2024

**I. Introduction**

The Inter-university Consortium for Political and Social Research (ICPSR) is one of the world’s largest archives of behavioral and social science research data. As an ICPSR member, the University of Iowa receives full access to more than 70,000 curated datasets and over 20,000 studies. This report presents summaries of ICPSR usage at the University, including data downloads and participation in the ICPSR Summer Program from 2019 to 2023. The final section of the report outlines the fee and benefits of the University’s membership in ICPSR.

**II. Data Downloads**

The three figures below show the number of unique downloads for studies, datasets, and files from University of Iowa users.<sup>1</sup> Downloads of studies in 2023 were the third highest in this five year period. Downloads in 2022 were the highest of recent years for studies and datasets, with 165 study downloads and 1259 dataset downloads. File downloads peaked in 2019 with 4241. Dataset and file download numbers vary year to year based on how many datasets and files are within a single study download.

In 2023, there were 1074 file downloads, 351 dataset downloads, and 147 study downloads.

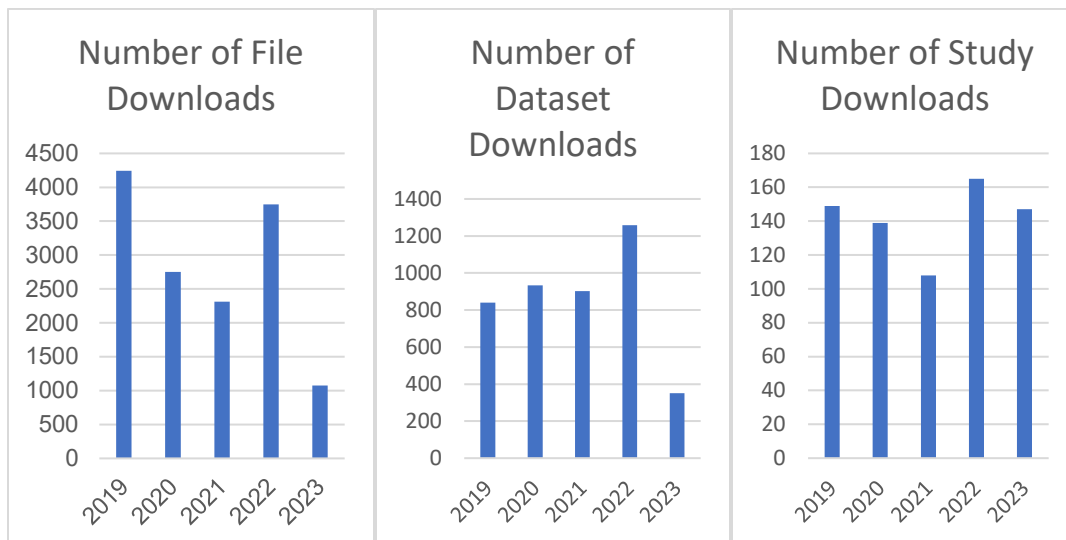


Figure 1: Download totals 2019-2023

<sup>1</sup> Data source: “User Statistics” utilization report from ICPSR. Each user may download a study or dataset more than once, but only one download of each study or dataset is counted per user. This yearly data is for the period from June 30<sup>th</sup> to July 1<sup>st</sup>.

### III. User Statistics by Role

Figure 2 shows the number of University members who downloaded data from ICPSR. The highest user total was 57 in 2021, and the lowest was 45 in 2020. This year there were 49 total users. The average over these five years is 50 users.

Graduate students have been the most active group in accessing data through ICPSR each year prior to 2023. In 2023 faculty were the highest percentage of users at 41%. Graduate students accounted for 37% of users in 2023, compared to 43% in 2022.

Undergraduate usage has been relatively steady over the past 5 years, although it did drop to 0% in 2020. Excluding 2020, undergraduate usage has been between 9% to 12% each year. Undergraduate usage was 12% in 2023.

Usage by staff continued to account for a lower percentage of overall usage by University members in 2023 at 2%.

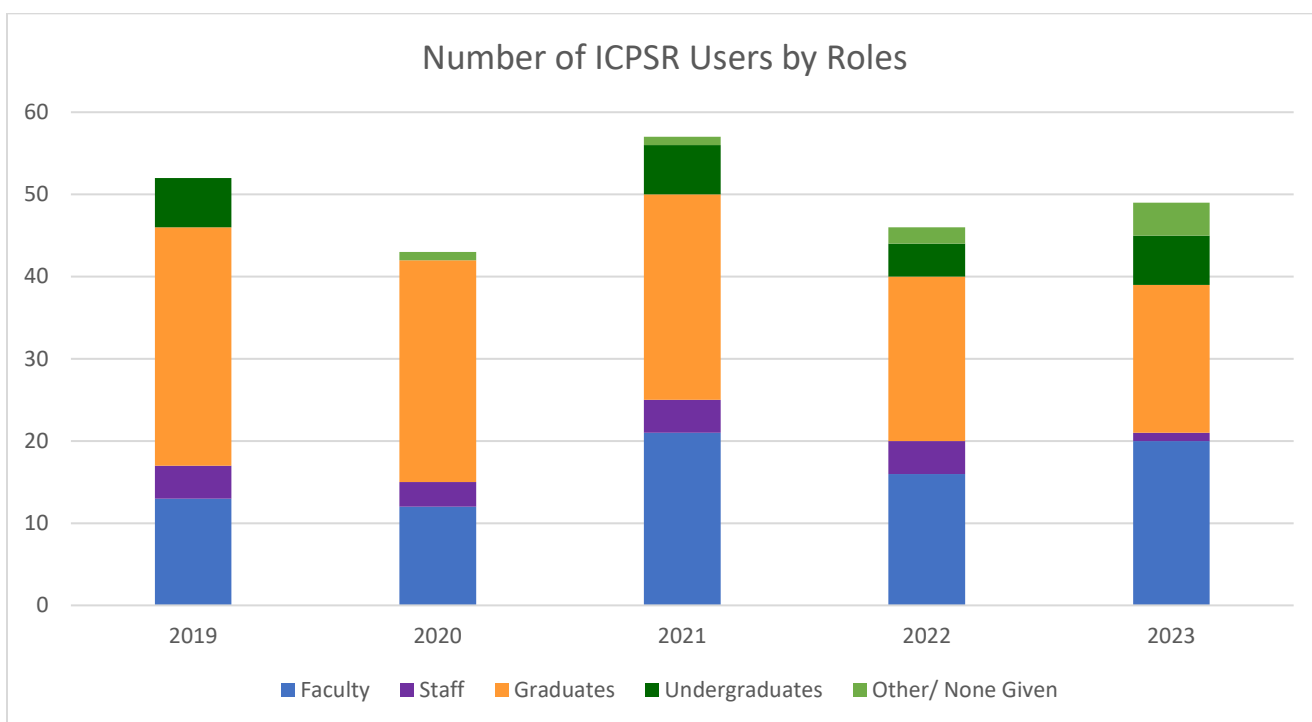


Figure 2: Number of ICPSR Users by Roles, 2019 - 2023

#### IV. User Statistics by Department

Table 1 presents a breakdown of the number of ICPSR users by college and department within the college. Across the five years, departments in the College of Liberal Arts and Sciences (CLAS) have used ICPSR the most. Within CLAS, Political Science and Sociology consistently have high numbers of ICPSR users. The College of Public Health and College of Education have seen a steady amount of users over the last 5 years as well.

	2019	2020	2021	2022	2023
<b>College of Dentistry</b>	1	1	0	0	0
<b>College of Education</b>	5	3	9	8	5
<b>College of Engineering</b>	0	1	0	1	0
<b>College of Law</b>	1	0	2	0	3
<b>College of Liberal Arts and Sciences</b>	35	20	25	29	27
Communications	1	0	0	0	0
Computer Science	1	0	0	0	0
Criminal Justice	3	1	0	1	1
Environmental Science	1	0	0	0	0
Geography	1	0	1	1	0
History	1	0	0	0	1
Political Science	6	8	9	12	12
Psychology	3	2	2	3	3
Public Policy	0	0	1	2	2
Social Science	5	1	2	2	0
Social Work	1	0	2	2	2
Sociology	11	8	6	3	5
Statistics	1	0	2	3	1
<b>College of Nursing</b>	0	1	1	3	0
<b>College of Pharmacy</b>	0	0	0	0	0
<b>College of Public Health</b>	7	6	7	5	4
<b>Graduate College</b>	1	1	1	0	0
Library and Information Science	0	1	0	0	0
Planning and Public Affairs	1	0	1	0	0
<b>Tippie College of Business</b>	0	7	6	4	0
Business Administration	0	5	5	2	0
Economics	0	2	1	2	4
<b>Other<sup>2</sup></b>	2	0	3	7	6
<b>TOTAL</b>	<b>52</b>	<b>40</b>	<b>54</b>	<b>57</b>	<b>49</b>

Table 1: ICPSR Users by Department, 2019 – 2023

<sup>2</sup> The Other group includes the categories “Other”, “None given” and “Research”

**V. Participation in ICPSR Summer Program**

Figure 3 shows the number of University members who participated in the ICPSR Summer Program in Quantitative Methods of Social Research.<sup>3</sup>

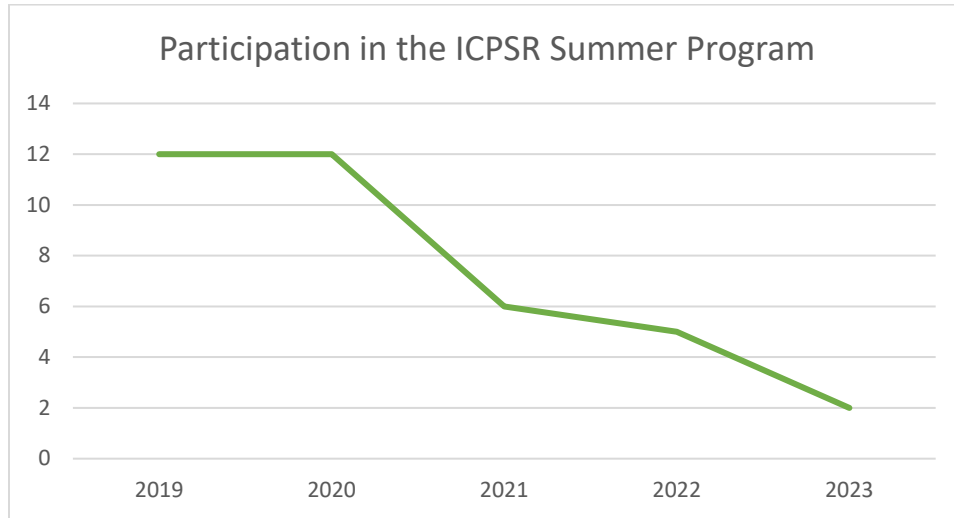


Figure 3: Number of ICPSR Summer Program Participants, 2019 - 2023

Table 2 presents a breakdown of the number of participants by department. Across five years, the Department of Political Science has the highest number of participants. The summer program was remote in 2020 and 2021, and hybrid in 2022. In 2022, 4 participants completed workshops in the remote mode and 1 attended in-person. The 2023 program was hybrid as well, and both participants attended remotely.

<b>Department</b>	<b>2019</b>	<b>2020</b>	<b>2021</b>	<b>2022</b>	<b>2023</b>	<b>Total</b>
Community and Behavioral Health	0	1	2	1	0	4
Educational Policy and Leadership Studies	2	0	1	1	0	4
Engineering	0	1	0	0	0	1
Geographical & Sustainability Sciences	3	1	0	0	0	4
Journalism and Mass Communications	0	1	0	1	0	2
Nursing	0	2	1	0	0	3
Political Science	4	4	1	1	2	12
Public Policy Center	1	0	0	0	0	1
Rehabilitation and Counselor Education	1	0	0	0	0	1
Sociology	1	2	1	1	0	5
<b>Total</b>	<b>12</b>	<b>12</b>	<b>6</b>	<b>5</b>	<b>2</b>	<b>37</b>

Table 2: Participants of the ICPSR Summer Program by Department, 2019 - 2023

<sup>3</sup> Data source: "Summer Program Participation" utilization report from ICPSR.

## **VI. Membership Fee and Benefits**

The University's membership in ICPSR costs \$21,090 and covers the period of July 1<sup>st</sup>, 2023 through June 30<sup>th</sup>, 2024. This membership fee is shared by the College of Liberal Arts and Sciences, the Public Policy Center, and the University Libraries.

A major benefit of membership in ICPSR is full access to datasets that are curated by ICPSR professionals. These datasets are well-documented, cleaned, and researched for past publications, in order to assist researchers in their analyses and interpretations of results. The cost to non-members is \$1,125 per dataset<sup>4</sup>. In 2023, University of Iowa researchers downloaded over 350 datasets. Of those, 235 were members-only datasets, saving approximately \$264,375.

Additionally, individuals from member institutions receive tuition discounts to attend the ICPSR Summer Program. The discounts range from \$1,300 to \$1,500 for the three- to five-day statistical workshops, and \$2,300 to \$4,000 for the four-week sessions. Academic departments that sent four or more participants within the same year were also eligible to receive group discounts, ranging from 10% to 20% of the total registration fees. From 2019 to 2023 the University had 37 Summer Program participants, saving at least \$48,100 for participants<sup>5</sup>.

Other benefits of an ICPSR membership include teaching resources, free data deposits to ICPSR's public data access collection, and support in data management plan and budget estimate for grant proposals.

---

<sup>4</sup> Dataset cost found on ICPSR's website here: <https://www.icpsr.umich.edu/web/ICPSR/cms/1966>

<sup>5</sup> The savings calculation was done by using the lowest discount for all participants, \$1,300. This is the discount for a 20 hour short workshop. The discount is larger for the longer programs - \$1500 for a 40 hour short workshop, between \$2300 and \$2500 for one three-week session, and between \$3500 and \$4000 for both three-week sessions.