

Policy Report
January 2018



Iowa Pregnancy Assistance Fund Needs Assessment Report

Natoshia Askelson, PhD, MPH
Department of Community and Behavioral Health
Public Policy Center
University of Iowa

Grace Ryan, MPH
Department of Community and Behavioral Health
University of Iowa

Gina Chieffo, BA
Department of Community and Behavioral Health
University of Iowa

Carolyn Hoemann

Felicia Pieper, BA
Public Policy Center
University of Iowa

Contents

Methods	3
Summary of Findings	4
Summary of Sources of Information	7
Demographics.	12
Health Insurance	15
Basic Health Care and Dental Hygiene and Reproductive Health . .	16
Evidence-Based Sexuality Education	18
Nutritional Counseling for Adults	19
Substance Abuse	20
Obstetrics Care	22
Breastfeeding	23
Child Care/Wellchild/Dental	24
Nutritional Counseling (child)	26
Early Childhood Education.	27
Parenting Education and Resources.	28
Services Offered at Community College	31
Concrete Supports	32
Time Management and Stress Management.	34
Healthy Relationships. Mental Health, Violence Prevention and Intervention	35

Methods

As a part of the Pregnancy Assistance Fund project, the University of Iowa Evaluation Team developed a Needs Assessment Survey to better understand the pregnant and parenting population at participating community colleges. The questions were designed to reflect the Five Core project domains: personal health, child health, education and employment, concrete supports, and parenting supports.

The survey was administered online and was distributed to all students at Des Moines Area Community College, Kirkwood Community College, and Indian Hills Community College via email. The first section of the survey was a screening question intended to avoid having any student who was not pregnant or parenting participate in the survey. Data collection occurred between November 9th, 2017 and November 17th, 2017. Students were presented with the elements of consent before agreeing to complete the survey. Students were offered a \$15 Walmart e-gift card for completing the survey which was emailed to them upon survey completion. Given that we do not know the total pregnant and parenting student population at any of these schools, we cannot calculate a response rate for this survey.

Once the survey was closed, the responses were downloaded and cleaned. Responses were removed if students: a) responded negatively to both questions about being pregnant or being a parent or b) if students did not complete at least half of the survey. Responses were analyzed and appropriate frequencies and descriptive statistics were calculated. The results are presented below.

Community College Responses

	N	%
Indian Hills	124	20.4
DMACC	226	37.1
Kirkwood	258	42.5
Total	608	100.0

Summary of Findings

Demographics

- Majority of respondents were female (86.5%) and 25-34 years old (46.2%).
- 91.9% of respondents had children, while 18.1% were expecting.
- 85.2% were born in the United States and 91% indicated English as the language they primarily speak at home.

Health Insurance

- 91.8% of respondents had health insurance and 90.6% understood what their insurance covered, but only 82.9% reported that their insurance met all of their health needs.

Basic Health Care and Dental Hygiene

- 80.0% of respondents had a personal doctor.
- 95.3% knew where to access basic health care services and 94.8% were able to access services, while only 60.3% could pay for basic health care services for themselves.
- 91.8% knew where to access dental services and 88.6% were able to access services, while only 53.5% could pay for dental services for themselves.

Reproductive Health

- Respondents generally had knowledge of and were able to access reproductive health services, but reported that they could not pay for these services.

	Knew where to access	Was able to access	Could pay for
STI screening	90.5%	91.6%	59.4%
STI treatment	89.5%	90.8%	59.0%
Contraception/birth control	95.2%	94.0%	63.1%
Cancer screenings (breast, testicular, cervical/pap smear)	88.7%	89.8%	56.2%

Evidence-Based Sexuality Education

- Respondents reported that they did not need information about contraception (87.9%) and STIs (93.9%) and that they knew where to get reliable and accurate information (contraception = 87.8%, STI = 90.5%).

Nutritional Counseling for Adults

- Respondents knew where to learn about healthy eating (88.2%) and were able to access healthy eating resources (86.7%).

Substance Abuse

- Over a third of respondents reported a need for both drug (41.9%) and alcohol abuse (41.8%) resources for pregnant and parenting students at their school.
- 81.3% reported knowing where to get resources and treatment related to alcohol and 81.7% reported knowing where to get resources and treatment for drug abuse if needed.
- 34.8% recognized a need for opioid resources for pregnant and parenting students at their school and 78.1% knew where to get resources and treatment related to opioid abuse if needed.
- 54.6% recognized a need for support to quit smoking for pregnant and parenting students at their school and 81.7% knew where to get resources and treatment related to quitting smoking if needed.

Obstetrics Care

- Pregnant and/or expecting parents knew where to access care (94.4%) and were able to access (95.3%) pregnancy care while only 70.1% were able to pay for pregnancy care.

- Pregnant respondents and/or expecting parents were able to attend (87.9%) and were able to access (85.0%) childbirth classes while only 61.0% were able to pay for classes.

Breastfeeding

- 44.0% of new parents were breastfeeding at the time of the survey.
- Of those respondents, 88.7% knew where to go for breastfeeding support, 80.9% were able to access breastfeeding support, but only 57.4% were able to pay for breastfeeding support.

Child Care

- Only 40.9% were happy with their options for child care at the time of the survey, 23.7% were unhappy, and 35.3% did not use child care.
- Of the respondents who used child care at the time, 73.8% had child care that worked well with their schedule, but only 46.0% could afford their child care options.

Well-child

- 95.7% of respondents had a personal doctor for their child/children.
- 99.5% knew where to take their children to see a doctor, 97.1% were able to take their children to a doctor when needed, but only 70.4% were able to pay to take their children to the doctor when needed.

Dental Care for Children

- 95.7% knew where to take their children to see a dentist, 96.2% were able to take their children to a dentist when needed, but only 67.4% were able to pay to take their children to the dentist when needed.

Nutritional Counseling for Children

- 98.2% knew where to go to buy healthy food for their children, 94.8% knew where to go to get information about healthy eating for their children, but only 79.5% were able to pay for healthy food for their children.

Early Childhood Education

- 93.7% knew when their children should start education programs, 81.7% knew how to find the best early education program for their children, but only 53.3% were able to pay for the early education program that they wanted their children to attend.

Parenting Education and Resources

- Approximately 80% of parents either had or knew where to find information and resources about parenting, child safety, healthy child development, and children with special needs.
- Parents expressed more need for information about behavioral issues (68.1%) and less need for information about raising a child with special needs (88.9%).

Services Offered at Community College

- The most common (93.1%) service noted was tutoring centers and the least common (32.5%) was leadership seminars, where 64.8% of respondents indicated “don’t know.”
- 70.6% indicated that their professors had enough office hours and were available to help when needed while 10.2% indicated this was not true and 19.2% indicated “don’t know.”
- Overall respondents knew what requirements they needed to graduate (92.2%), knew who to ask for help with planning courses (92.0%) and someone was available to answer their questions about graduation requirements or planning courses (91.0%).

Concrete Supports

- 93.8% of respondents had a place to live that met their needs while 80.0% knew how to find a place to live that they could afford if needed.
- 45.1% either responded “often true” or “sometimes true” to the statement “the food we bought just didn’t last and we didn’t have money to get more” within the last 12 months.
- 92.6% had access to reliable transportation, 75.0% were able to buy clothing that their family

needed and 73.4% were able to buy all the things their children needed.

- 30.1% of respondents received child support and only 52.4% of those who receive child support were actually able to get the payments owed to them. 4.0% paid child support while 72.7% of them were able to make those payments.
- The top three areas respondents indicated needing assistance applying for were: Iowa Heating and Energy Bill Programs (21.6%), financial planning & budgeting (21.6%), and Emergency Financial Aid (18.5%).
- The top three areas in which respondents indicated that they were unaware of the service were: Family Investment Program (22.4%), SNAP (20.5%), and Emergency Financial Aid (19.4%).

Time Management and Stress Management

- 77.4% of respondents knew how to balance school while taking care of themselves and their families and 73.6% knew where to get information on time management.
- Only 44.6% would have liked to learn about ways to handle stress and 73.6% knew where to get information about stress management.

Healthy Relationships

- Of the respondents who had a partner (83.2%), 92.4% knew how to communicate with their partner, 85.3% were able to talk about problems and solve them with their partner and 82.6% knew where to go to get help talking about problems with their partner if needed.

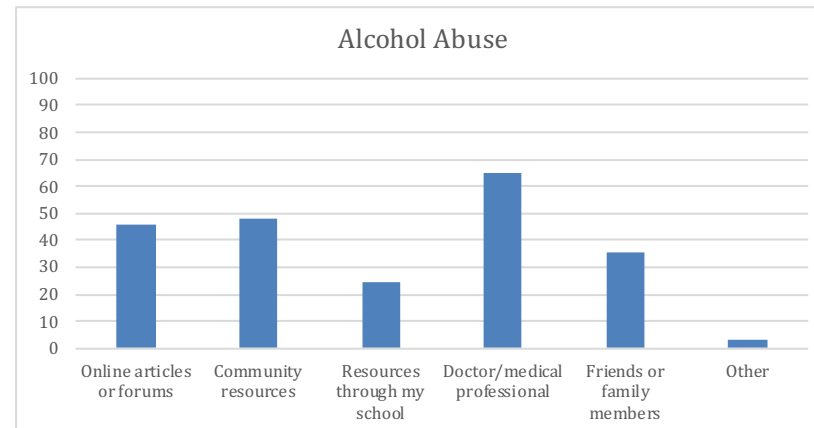
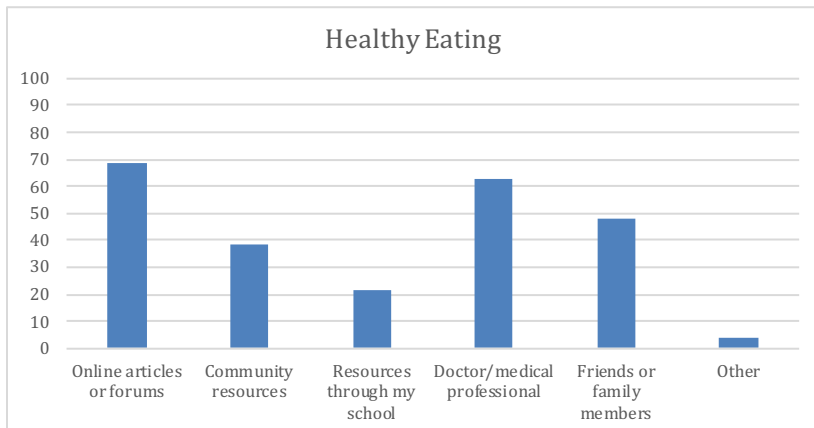
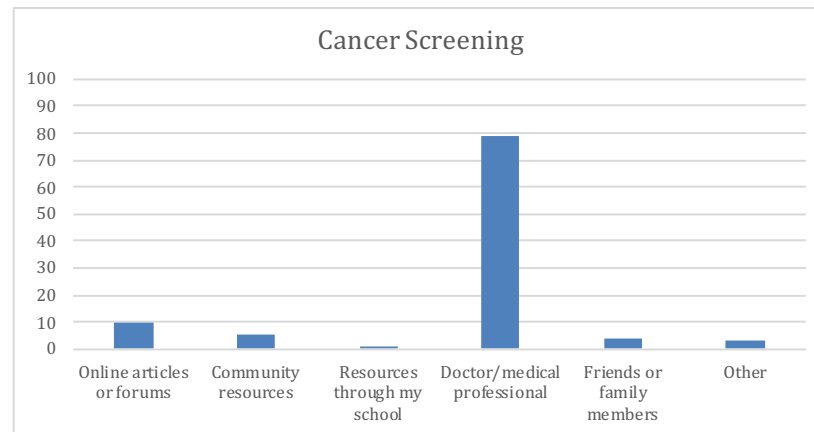
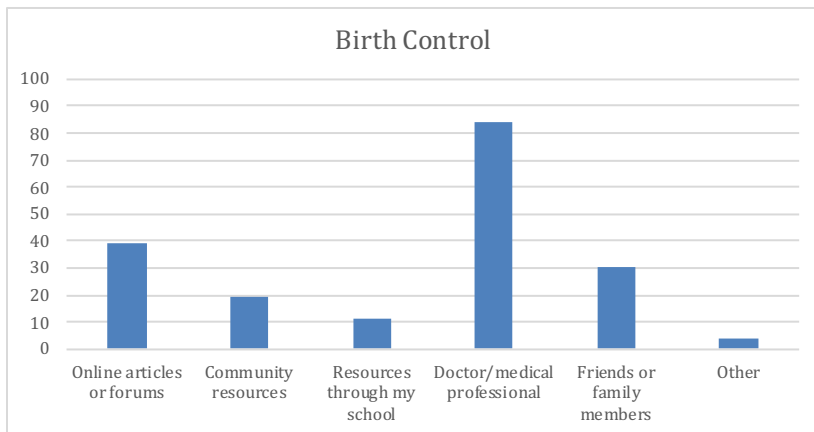
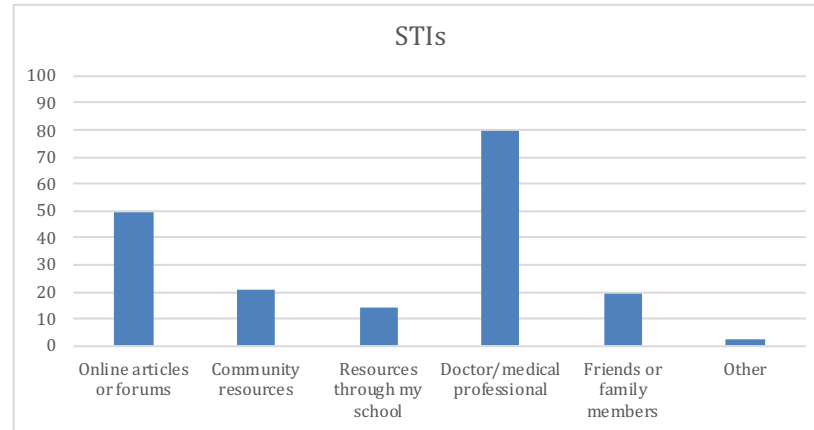
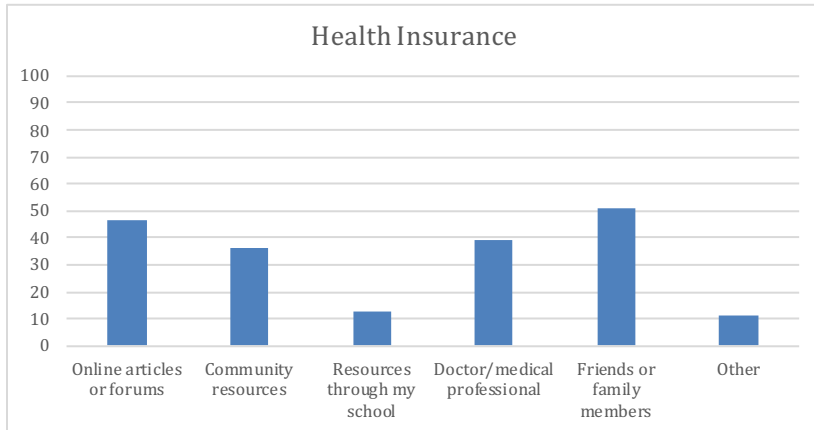
Mental Health

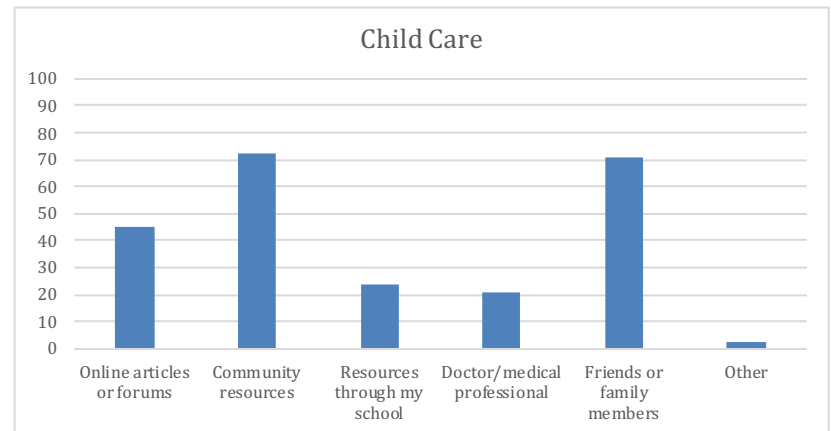
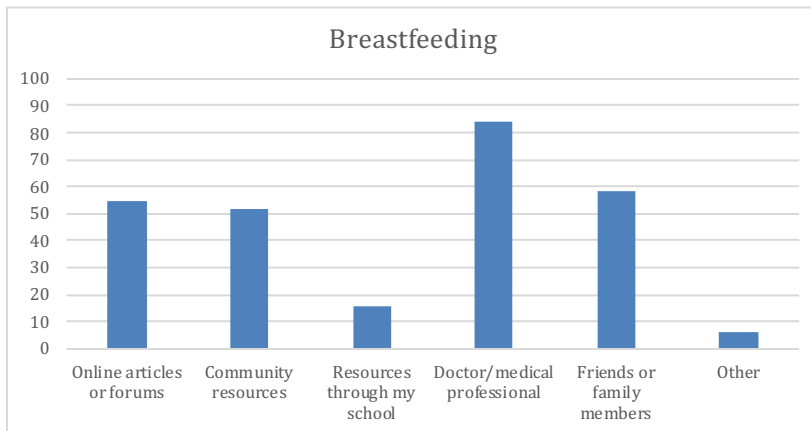
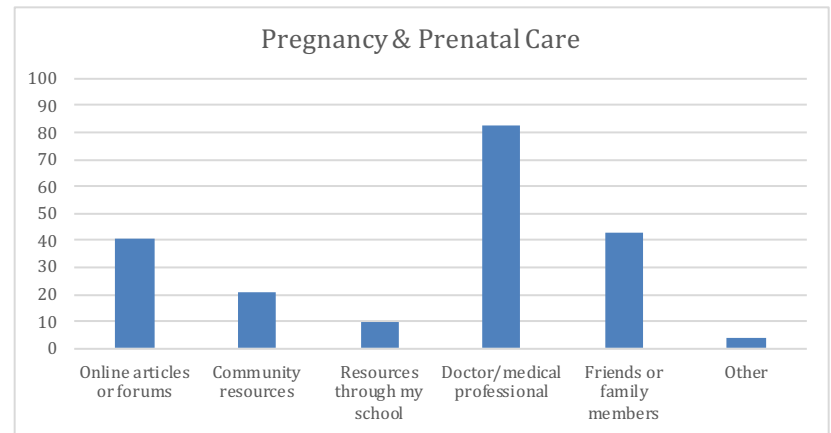
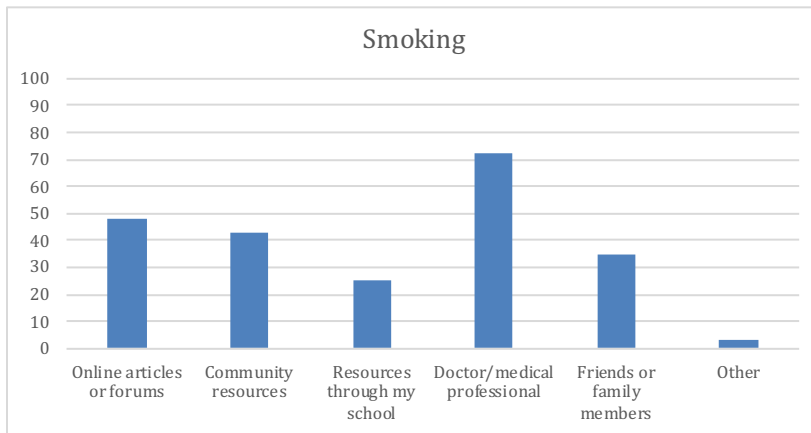
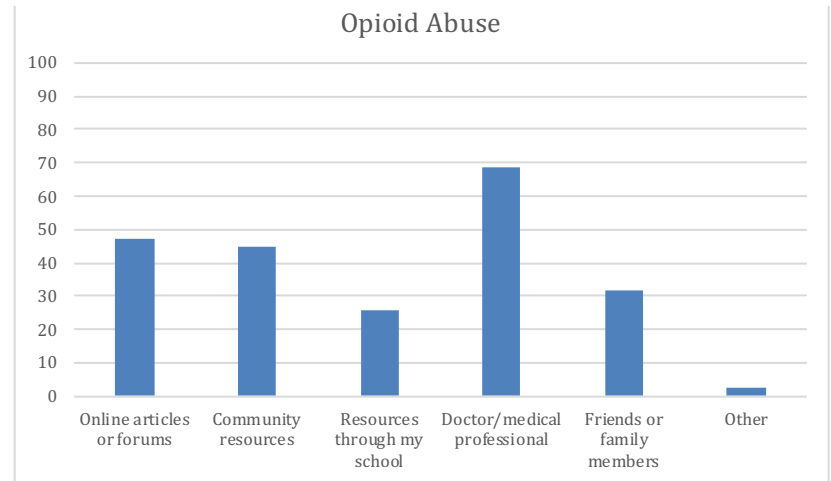
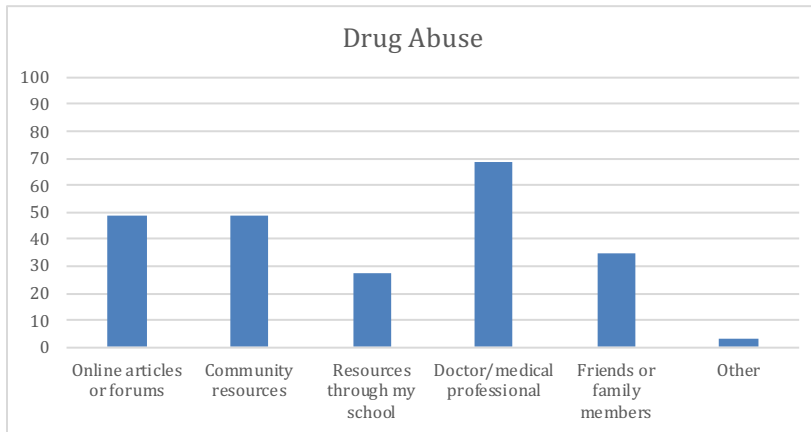
- 86.3% of respondents knew where to get mental health services while only 51.3% could pay for such services and 59.7% said there was a need for more mental health services for pregnant or parenting services at their school.
- 82.1% knew where to go for suicide prevention services and 54.5% said there was a need for suicide prevention services for pregnant or parenting students at their school.

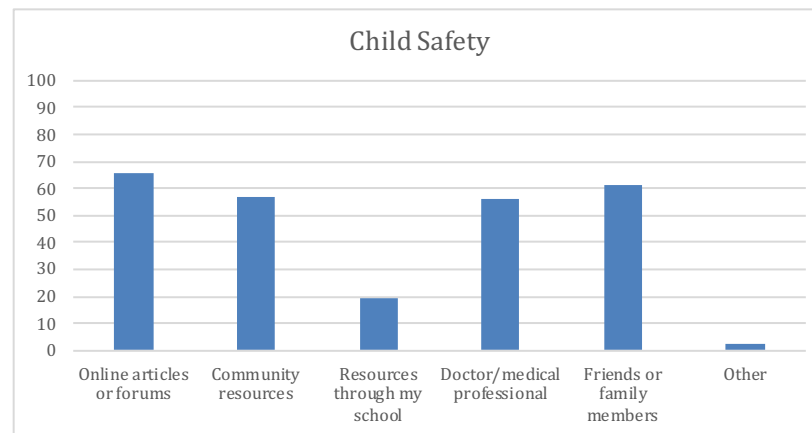
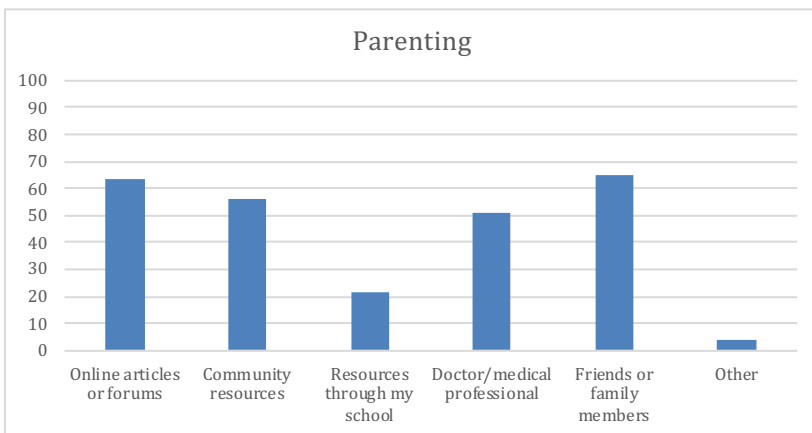
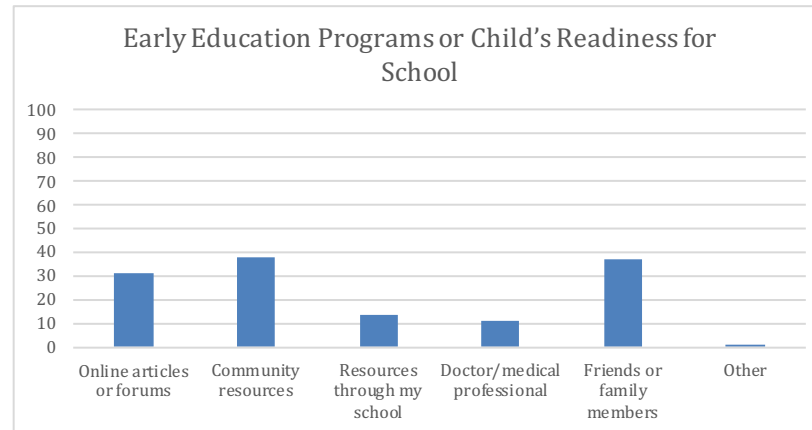
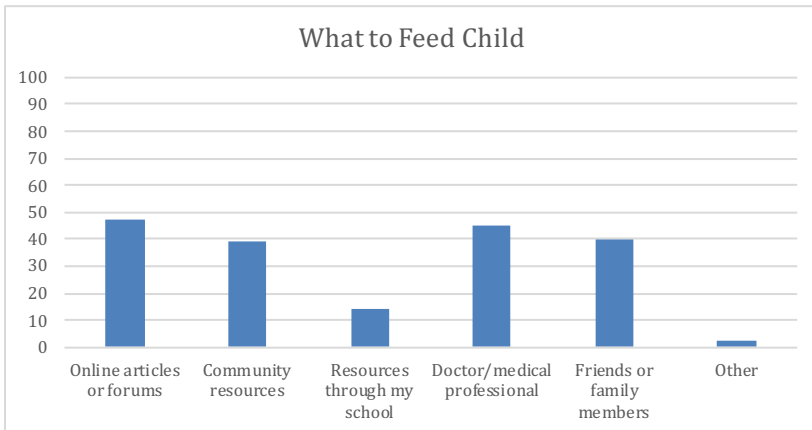
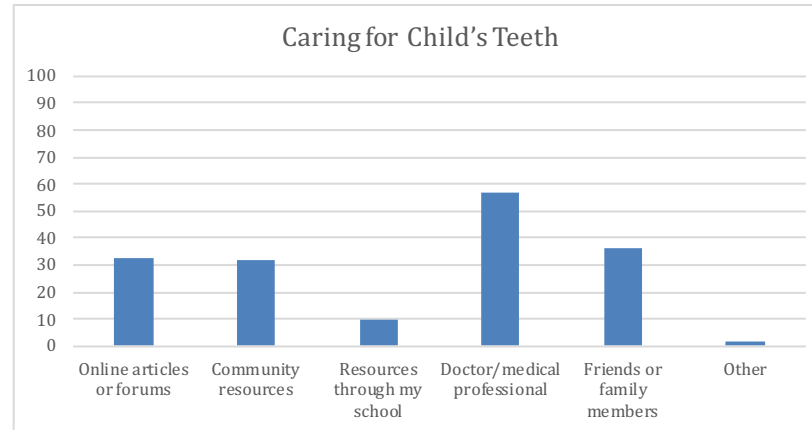
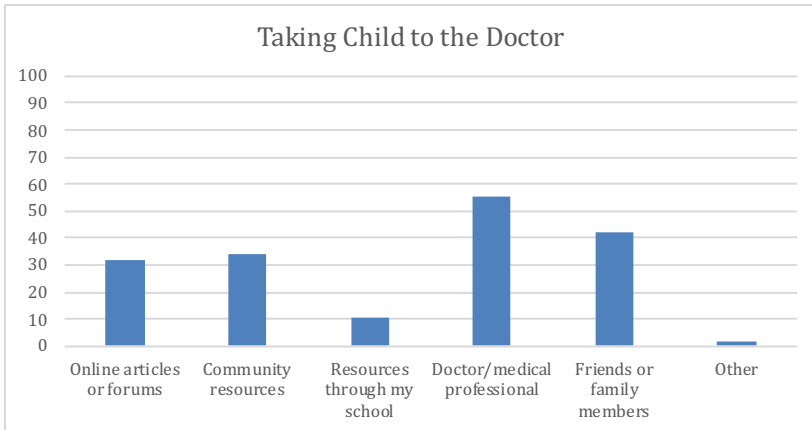
Violence and Intervention

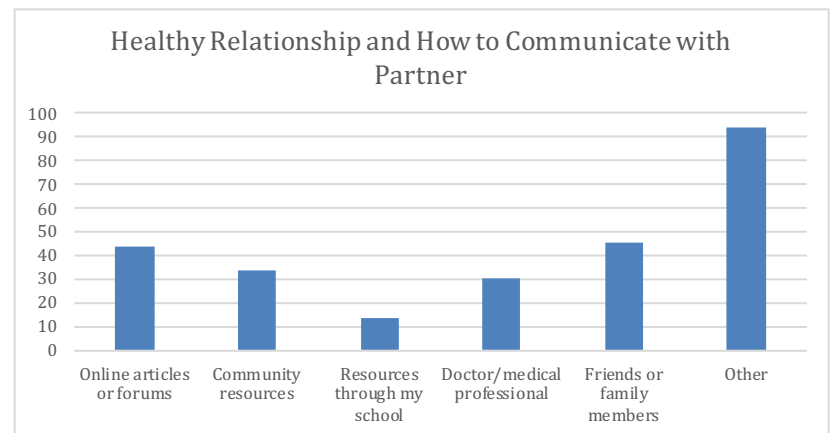
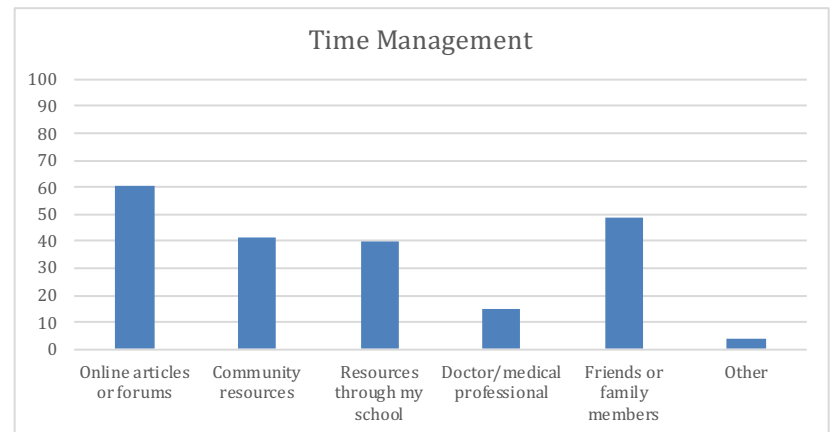
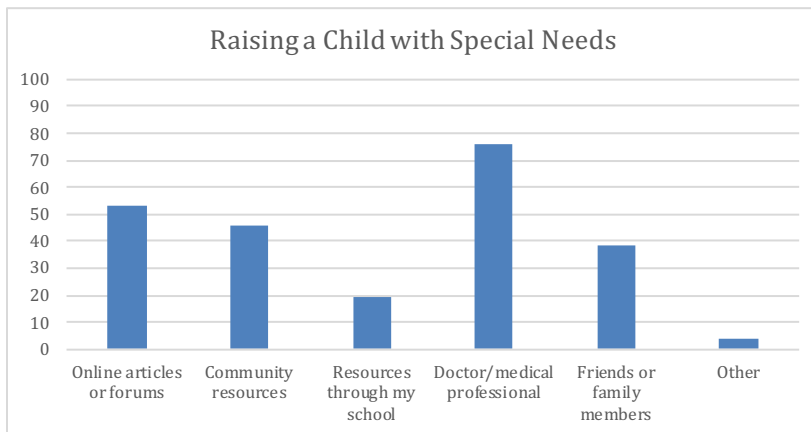
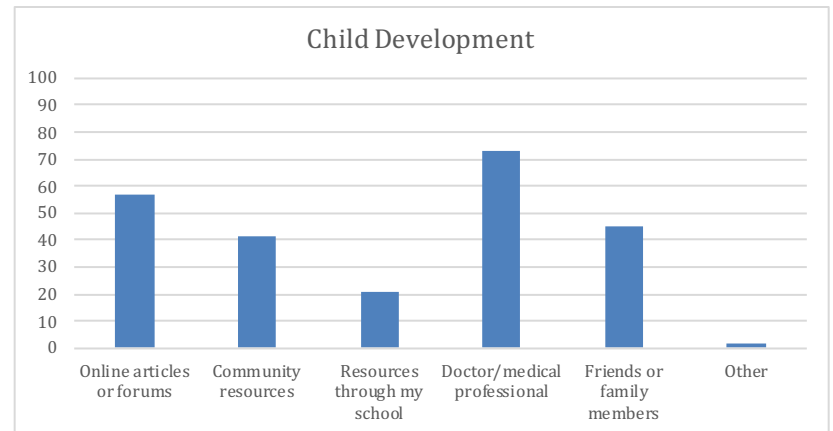
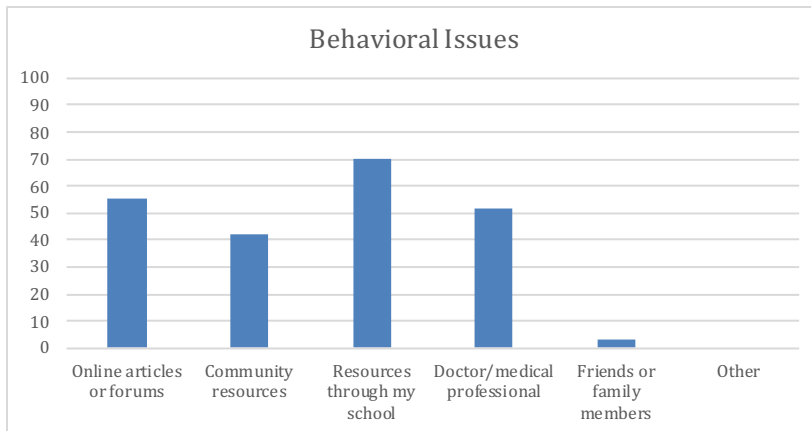
- 94.3% of respondents felt safe from domestic violence and 82.5% knew where to go to get help if they experienced domestic violence and 53.5% said there was a need for domestic violence services for pregnant or parenting students at their school.
- 78.1% knew where to get legal help related to domestic violence, 62.6% knew where to join a support group related to domestic violence, 64.2% knew where to find a shelter if they experienced domestic violence, but only 46.3% were able to pay for these services.

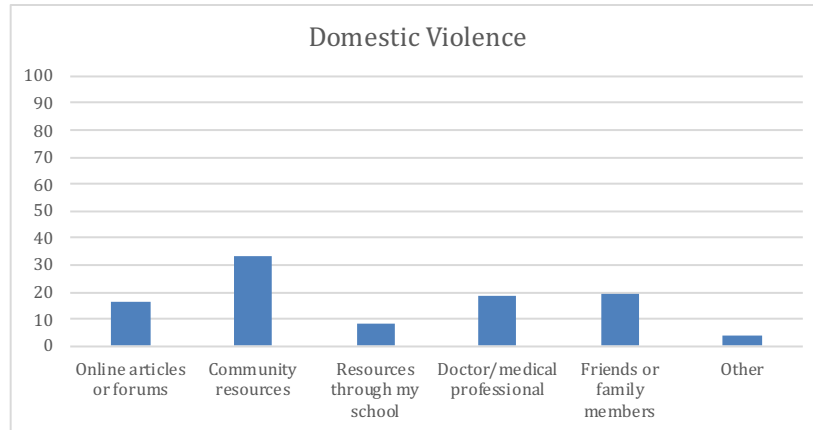
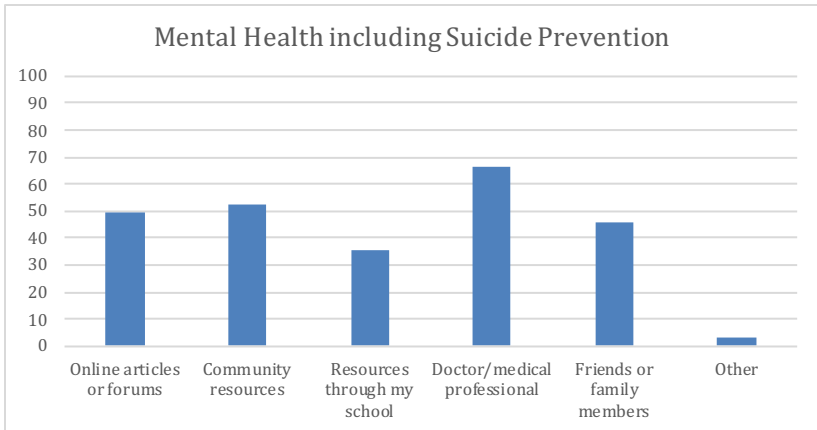
Summary of Sources of Information











Demographics

D.1: What is your age?

	N	%
18-24	178	29.3
25-34	281	46.2
35-44	120	19.7
45-54	25	4.1
55-64	4	.7
65 and older	0	0

D.2: What is your gender?

	N	%
Male	75	12.3
Female	526	86.5
Other	2	.3
Prefer not to answer	5	.8

D.3: What is your race or ethnicity? (Check all that apply)

	N	%
American Indian/Alaska Native	12	2.0
Asian	23	3.8
Black/African American	80	13.2
Hispanic/Latino	64	10.5
Middle Eastern/North African	3	.5
Native Hawaiian or other Pacific Islander	1	.2
White	467	76.8
Other (please write in)	1	.2
Prefer not to answer	9	1.5

D.4: Do you currently have a child/children?

	N	%
Yes	559	91.9
No	49	8.1

If yes:

D.4.1: How many children do you have in each of the following age categories? (Check all that apply)

	N	%
0-1 (newborns to 12 months)	163	26.8
2-6 years old	339	55.8
7-17 years old	224	40.1
18 and over	56	9.2

D.5: Are you or your partner currently expecting a child?

	N	%
Yes	110	18.1
No	498	81.9

D.6: Were you born in the United States? (If no, please write in your country of birth)

	N	%
Yes	517	85.2
No	90	14.8

D.6.1 If no, please write in the country of your birth.

	N	%
Bahamas	1	.2
Bosnia & Herzegovina	2	.3
Brazil	1	.2
Burma	2	.3
Cameroon	6	1.0
Colombia	1	.2
Costa Rica	1	.2
Democratic Republic of Congo	9	1.5
Egypt	1	.2
El Salvador	3	.5
Eritrea	2	.3
Germany	1	.2
Germany (Army Base)	1	.2
Ghana	2	.3
Guatemala	1	.2
Honduras	1	.2
India	1	.2
Indonesia	1	.2
Iraq	1	.2
Italy (Military)	1	.2
Kenya	1	.2
Liberia	3	.5
Mexico	9	1.5
Myanmar	1	.2
Nicaragua	1	.2
Rwanda	1	.2
Sierra Leone	1	.2
Slovenia	1	.2
South Korea	2	.3
Sudan	9	1.5
Syria	1	.2

Thailand	1	.2
Togo	4	.7
Uganda	1	.2
United Kingdom	2	.3
Vietnam	1	.2

D.7: In what type of classes are you currently enrolled? (Check all that apply)

	N	%
Credit	596	98.0
Non-credit	16	2.6

D.8: What language do you primarily speak at home?

	N	%
English	553	91.0
Spanish	13	2.1
Chinese	3	.5
Serbo-Croatian	1	.2
Vietnamese	1	.2
French	13	2.1
Arabic	11	1.8
Other	13	2.1

Health Insurance

HI.1: Do you currently have health insurance?

	N	%
Yes	558	91.8
No	50	8.2

If no, skip to HI.5

HI.2: What type of health care coverage do you use to pay for most of your medical care?

	N	%
A plan that you or someone else buys	43	7.7
A plan from someone else's employer	116	20.8
A plan from your employer	107	19.2
hawk-i	12	2.2
Medicaid or Title 19	194	34.8
Iowa Health and Wellness Plan/Iowa Health Link	44	7.9
The Military, Champus, or the VA	18	3.2
The Indian Health Service	1	.2
Other source	11	2.0
Don't know	12	2.2

HI.3 and HI.4

	Yes		No	
	N	%	N	%
I understand what my health insurance covers and how to use it	504	90.6	52	9.4
The health insurance that I have is able to meet all of my health needs	460	82.9	95	17.1

HI.5: If you were looking for information about health insurance, where would you go to look or whom would you ask? (Check all that apply)

	N	%
Online articles or forums	282	46.4
Community resources	220	36.2
Resources through my school	79	13.0
Doctor/medical professional	240	39.5
Friends or family members	312	51.3
Other	66	10.9

Basic Health Care and Dental Hygiene and Reproductive Health

HC/DH/RH.1: A personal doctor is the one you would see if you need a check-up, want advice about a health problem, or get sick or hurt. Do you have a personal doctor?

	N	%
Yes	485	80.0
No	121	20.0

If no, skip to HC/DH/RH.3

HC/DH/RH.2: In the last 6 months, how many times did you visit your personal doctor to get care for yourself? (Please enter a number)

Minimum	Maximum	Mean	Standard Deviation
0	50	2.6	4.0

HC/DH/RH.3, 4, 5, 6, 7, 8

	Yes		No	
	N	%	N	%
I know where to go to access basic health care services for myself	573	95.3	28	4.7
I am able to access basic health care for myself	568	94.8	31	5.2
I can pay for basic health care services for myself	362	60.3	238	39.7
I know where to go to see a dentist	552	91.8	49	8.2
I am able to go see a dentist	530	88.6	68	11.4
I can pay to see a dentist	322	53.5	280	46.5

HC/DH/RH.9: In the last year, how many times did you visit a dentist? (Please enter a number)

Minimum	Maximum	Mean	Standard Deviation
0	12	1.3	1.4

HC/DH/RH.10: I know where to get the following services:

	Yes		No	
	N	%	N	%
STI screening	544	90.5	57	9.5
STI treatment	537	89.5	63	10.5
Contraception/birth control	571	95.2	29	4.8
Cancer screenings (breast, testicular, cervical/pap smear)	533	88.7	68	11.3

HC/DH/RH.11: I am able to access the following services if I need them:

	Yes		No	
	N	%	M	%
STI screening	546	91.6	50	8.4
STI treatment	542	90.8	55	9.2
Contraception/birth control	560	94.0	36	6.0
Cancer screenings (breast, testicular, cervical/pap smear)	538	89.8	61	10.2

HC/DH/RH.12: I can pay for the following services if I need them:

	Yes		No	
	N	%	N	%
STI screening	356	59.4	243	40.6
STI treatment	352	59.0	245	41.0
Contraception/birth control	379	63.1	222	36.9
Cancer screenings (breast, testicular, cervical/pap smear)	337	56.2	263	43.8

HC/DH/RH.13: If you were looking for information about STIs, where would you go to look or whom would you ask? (Check all that apply).

	N	%
Online articles or forums	300	49.3
Community resources	128	21.1
Resources through my school	85	14.0
Doctors/medical professionals	484	79.6
Friends or family members	117	19.2
Other	16	2.6

HC/DH/RH.14: If you were looking for information about contraception or birth control, where would you go to look? (Check all that apply).

	N	%
Online articles or forums	238	39.1
Community resources	118	19.4
Resources through my school	69	11.3
Doctors/medical professionals	510	83.9
Friends or family members	184	30.3
Other	23	3.8

HC/DH/RH.15: If you were looking for information about cancer screening, where would you go to look? (Check all that apply).

	N	%
Online articles or forums	59	9.9
Community resources	29	4.9
Resources through my school	2	.3
Doctors/medical professionals	470	78.7
Friends or family members	21	3.5
Other	16	2.7

Evidence-Based Sexuality Education

EBSE.1, 2, 3, 4

	Yes		No	
	N	%	N	%
I need more information about new methods of contraception/birth control	72	12.1	525	87.9
I need information about preventing sexually transmitted infections	36	6.1	559	93.9
I know where I can get reliable and accurate information on new methods of contraception/birth control	524	87.8	73	12.2
I know where I can get reliable and accurate information about preventing sexually transmitted infections	540	90.5	57	9.5

Nutritional Counseling for Adults

NCP.1, 2

	Yes		No	
	N	%	N	%
I know where I could go to learn about healthy eating	524	88.2	70	11.8
I am able to access healthy eating resources	514	86.7	79	13.3

NCP.3: If you were looking for information about healthy eating, where would you look or whom would you ask? (Check all that apply)

	N	%
Online articles or forums	418	68.8
Community resources	234	38.5
Resources through my school	131	21.5
Doctors/medical professionals	381	62.7
Friends or family members	290	47.7
Other	24	3.9

Substance Abuse

SA.1, 2

	Yes		No	
	N	%	N	%
There is a need for alcohol treatment or resources for pregnant and/or parenting students at my school	245	41.9	340	58.1
If I should need it, I know where I can go to get treatment or counseling for alcohol abuse	481	81.7	108	18.3

SA.3: If you were looking for information about alcohol abuse, where would you go to look or whom would you ask? (Check all that apply).

	N	%
Online articles or forums	277	45.6
Community resources	290	47.7
Resources through my school	147	24.2
Doctors/medical professionals	395	65.0
Friends or family members	217	35.7
Other	20	3.3

SA.4, 5

	Yes		No	
	N	%	N	%
There is a need for drug abuse treatment or resources for pregnancy and/or parenting students at my school	243	41.8	338	58.2
If I should need it, I know where I can get treatment or counseling for drug abuse	478	81.3	110	18.7

SA.6: If you were looking for information about drug abuse, where would you go to look or whom would you ask? (Check all that apply)

	N	%
Online articles or forums	298	49.0
Community resources	296	48.7
Resources through my school	168	27.6
Doctors/medical professionals	417	68.6
Friends or family members	211	34.7
Other	18	3.0

SA.7, 8

	Yes		No	
	N	%	N	%
There is a need for opioid treatment or resources for pregnant and/or parenting students at my school	200	34.8	375	65.2
If I should need it, I know where I can get treatment or counseling for opioid abuse	454	78.1	127	21.9

SA.9: If you were looking for information about opioid abuse, where would you go to look or whom would you ask? (Check all that apply)

	N	%
Online articles or forums	286	47.0
Community resources	272	44.7
Resources through my school	155	25.5
Doctors/medical professionals	417	68.6
Friends or family members	194	31.9
Other	15	2.5

SA.10, 11

	Yes		No	
	N	%	N	%
There is a need for support to quit smoking for pregnant and/or parenting students at my school	315	54.6	262	45.4
If I should need it, I know where I can get resources or treatment to help me quit smoking	482	83.4	96	16.6

SA.12: If you were looking for information about smoking, where would you go to look or whom would you ask? (Check all that apply)

	N	%
Online articles or forums	292	48.0
Community resources	262	43.1
Resources through my school	155	25.5
Doctors/medical professionals	441	72.5
Friends or family members	213	35.0
Other	17	2.8

SA.13: If I need to, I would be able to pay for the following services:

	Yes		No	
	N	%	N	%
Alcohol abuse treatment	256	44.0	326	56.0
Drug abuse treatment	253	43.4	330	56.6
Opioid abuse treatment	253	43.4	330	56.6
Help quitting smoking	289	49.6	294	50.4

Obstetrics Care

OC.1, 2, 3

	Yes		No	
	N	%	N	%
I, or my partner who is pregnant, know where to go for pregnancy care	101	94.4	6	5.6
I, or my partner who is pregnant, can access pregnancy care.	102	95.3	5	4.7
I, or my partner who is pregnant, can pay for pregnancy care	75	70.1	32	29.9

OC.4: If you were looking for information about pregnancy and prenatal care, where would you go to look or whom would you ask? (Check all that apply)

	N	%
Online articles or forums	45	40.9
Community resources	23	20.9
Resources through my school	11	10.0
Doctors/medical professionals	91	82.7
Friends or family members	47	42.7
Other	4	3.6

OC.5, 6, 7

	Yes		No	
	N	%	N	%
If we wanted to, I or my partner who is pregnant, would be able to attend childbirth classes	94	87.9	13	12.1
I, or my partner who is pregnant, can access childbirth classes	91	85.0	16	15.0
I, or my partner who is pregnant, can pay for childbirth classes	64	61.0	41	39.0

Breastfeeding

B.1: I, or my partner, is currently breastfeeding

	N	%
Yes	70	44.0
No	89	56.0

If no, skip this section

B.2, 3, 4

	Yes		No	
	N	%	N	%
I, or my partner, know where to go for breastfeeding support	63	88.7	8	11.3
I, or my partner who is pregnant, am able to access breastfeeding support services	55	80.9	13	19.1
I, or my partner who is pregnant, can pay breastfeeding support services	39	57.4	29	42.6

B.5: If you were looking information about breastfeeding, where would you go to look or whom would you ask? (Check all that apply)

	N	%
Online articles or forums	38	54.3
Community resources	36	51.4
Resources through my school	11	15.7
Doctors/medical professionals	59	84.3
Friends or family members	41	58.6
Other	4	5.7

Child Care/Wellchild/Dental

CC/W/D.1: I am happy with my current options for child care

	N	%
Yes	183	40.9
No	106	23.7
I do not use child care	158	35.3

If 'I do not use child care' is selected, go to CC/W/D.5

CC/W/D.2, 3

	Yes		No	
	N	%	N	%
The child care that I use has a schedule that works well with mine	211	73.8	75	26.2
I can afford my child care options	131	46.0	154	54.0

CC/W/D.4: If you were looking for information about child care, where would you look? (Check all that apply)

	N	%
Online articles or forums	131	45.3
Community resources	208	72.0
Resources through my school	68	23.8
Doctors/medical professionals	31	20.7
Friends or family members	206	71.2
Other	7	2.4

CC/W/D.5: A personal doctor is one your child/children would see if he or she needs a check-up, has a check-up, has a health problem or gets sick or hurt. Does your child/children have a personal doctor?

	N	%
Yes	426	95.7
No	19	4.3

CC/W/D.6, 7, and 8

	Yes		No	
	N	%	N	%
I know where to take my child/children to see a doctor when they need to	438	99.5	2	.5
I am able to take my child/children to see a doctor whenever I need to	430	97.1	13	2.9
I can pay to take my child/children to see a doctor whenever I need to	311	70.4	131	29.6

CC/W/D.9: If you were looking for information about taking your child/children to the doctor, where would you look or whom would you ask? (Check all that apply)

	N	%
Online articles or forums	193	31.7
Community resources	206	33.9
Resources through my school	63	10.4
Doctors/medical professionals	337	55.4
Friends or family members	255	41.9
Other	10	1.6

CC/W/D.10, 11, and 12

	Yes		No	
	N	%	N	%
I know where to take my child/children to see a dentist when they need to	420	95.7	19	4.3
I am able to take my child/children to the dentist when they need to go	425	96.2	17	3.8
I can pay to take my child/children to the dentist when they need to go	295	67.4	143	32.6

CC/W/D.13: If you were looking for information about caring for your child/children's teeth, where would you go to look or whom would you ask? (Check all that apply)

	N	%
Online articles or forums	198	32.6
Community resources	193	31.7
Resources through my school	61	10.0
Doctors/medical professionals	344	56.6
Friends or family members	219	36.0
Other	9	1.5

Nutritional Counseling (child)

NCC.1, 2, and 3

	Yes		No	
	N	%	N	%
I know where to go to buy healthy food for my child/children	431	98.2	8	1.8
I know where to go to get information about healthy eating for my child/children	417	94.8	23	5.2
I can pay for healthy food for my children	349	79.5	90	20.5

NCC.4: If you were looking for information about what to feed your child/children, where would you go to look or whom would you ask? (Check all that apply)

	N	%
Online articles or forums	288	47.4
Community resources	237	39.0
Resources through my school	85	14.0
Doctors/medical professionals	276	45.4
Friends or family members	241	39.6
Other	14	2.3

Early Childhood Education

ECE.1, 2, and 3

	Yes		No	
	N	%	N	%
I know when my child/children should start education programs or preschool	296	93.7	20	6.3
I know how to find the best pre-school or early education program for my child/children	259	81.7	58	18.3
I am able to pay for the preschool that I want my child/children to attend	169	53.3	148	46.7

ECE.4: If you were looking for information about early education programs or your child's/children's readiness for school, where would you go to look or whom would you ask? (Check all that apply)

	N	%
Online articles or forums	191	31.4
Community resources	228	37.5
Resources through my school	81	13.3
Doctors/medical professionals	69	11.3
Friends or family members	224	36.8
Other	5	0.8

Parenting Education and Resources

PER.1 and 2

	Yes		No	
	N	%	N	%
I need resources or information about parenting	116	20.2	457	79.8
I know where I can go to get resources or information about parenting	464	81.3	107	18.7

PER.3: If you were looking for information about parenting, where would you go to look or whom would you ask? (Check all that apply.)

	N	%
Online articles or forums	385	63.3
Community resources	339	55.8
Resources through my school	132	21.7
Doctors/medical professionals	310	51.0
Friends or family members	397	65.3
Other	23	3.8

The following questions were only answered if the participant was pregnant or parenting a child 0-6 years old.

PER.4, 5, 6: I need information about safety issues including baby proofing my house, crib safety, and car seats

	Yes		No	
	N	%	N	%
I need information about safety issues including baby proofing my house, crib safety, and car seats	84	18.3	375	81.7
I know where I can go to get resources or information about child safety issues	491	85.8	81	14.2
I can afford the things that I need to buy to keep my child safe (cribs, car sets, etc.)	461	81.3	106	18.7

PER.7: If you were looking for information about child safety issues, where would you go to look or whom would you ask? (Check all that apply.)

	N	%
Online articles or forums	401	70.7
Community resources	345	60.8
Resources through my school	118	20.8
Doctors/medical professionals	340	60.0
Friends or family members	373	65.8
Other	13	2.2

PER.8 and 9

	Yes		No	
	N	%	N	%
I need information about how to handle behavior issues that my child/children might have	182	31.9	389	68.1
I know where I can go to get resources of information about behavioral issues	443	77.4	129	22.6

PER.10: If you were looking for information about behavioral issues, where would you go to look or whom would you ask? (Check all that apply.)

	N	%
Online articles or forums	338	55.6
Community resources	257	42.3
Resources through my school	428	70.4
Doctors/medical professionals	314	51.6
Friends or family members	20	3.3
Other	0	0

PER.11 and 12

	Yes		No	
	N	%	N	%
I need information about healthy child development	119	20.9	450	79.1
I know where I can go to get resources or information about child development	486	85.4	83	14.6

PER.13: If you were looking for information about child development, where would you go to look or whom would you ask? (Check all that apply.)

	N	%
Online articles or forums	348	57.2
Community resources	251	41.3
Resources through my school	124	20.4
Doctors/medical professionals	445	73.2
Friends or family members	276	45.4
Other	11	1.8

PER.14 and 15

	Yes		No	
	N	%	N	%
I need information about raising a child/children with special needs	63	11.1	506	88.9
I know where I can go to get information about raising a child/children with special needs	404	71.4	162	28.6

PER.16: If you were looking for information about raising a child/children with special needs, where would you go to look or whom would you ask? (Check all that apply.)

	N	%
Online articles or forums	323	53.1
Community resources	280	46.1
Resources through my school	117	19.2
Doctors/medical professionals	461	75.8
Friends or family members	233	38.3
Other	21	3.5

Services Offered at Community College

SCC.1, 2, 3, 4, and 5

	Yes		No		Don't Know	
	N	%	N	%	N	%
My community college has a program where I can meet faculty or other mentors on campus	340	60.0	8	1.4	219	38.6
My community college offers tutoring centers to help me when I am struggling academically	526	93.1	3	.5	36	6.4
My professors have enough office hours and are available to help me when I need it	401	70.6	58	10.2	109	19.2
My community college offers support with editing resumes and building interview skills	348	61.4	12	2.1	207	36.5
My community college offers leadership seminars	184	32.5	15	2.7	367	64.8

SCC.6: Graduation and coursework help.

	Yes		No	
	N	%	N	%
I know what requirements I need to meet to graduate	523	92.2	44	7.8
I know who to ask for help with planning my courses	521	92.0	45	8.0
When I have questions about planning my courses or what my graduation requirements are, someone is available to answer my questions	516	91.0	51	9.0

Concrete Supports

CS.1 and 2: I have a place to live that meets all of my needs

	Yes		No	
	N	%	N	%
I have a place to live that meets all of my needs	526	93.8	35	6.2
If I needed to, I would know how to find a place to live that I could afford	447	80.0	112	20.0

CS.3: In the last 12 months, how many times was the following statement true for your family: The food we bought just didn't last and we didn't have money to get more

	N	%
Often true	66	11.8
Sometimes true	187	33.3
Never true	308	54.9

CS.4, 5, and 6: Clothing, transportation, child needs

	Yes		No	
	N	%	N	%
I am able to buy clothing that I need for myself and my family	420	75.0	140	25.0
I have access to transportation that is reliable and can get me where I need to go	515	92.6	41	7.4
I am able to buy all the things my child/children need(s)	411	73.4	149	26.6

CS.7: Which of the following statements about child support applies to you?

	N	%
I am not supposed to receive child support for my child/children	363	65.9
I currently receive or should receive child support for my child/children	166	30.1
I currently pay or am supposed to pay child support for my child/children	22	4.0

If 'I am not supposed to receive child support for my child/children' is selected, skip to CS.10

Display next question if:

CS.7: Which of the following statements about child support applies to you? And 'I currently receive or should receive child support for my child/children' is selected

CS.8: I am able to get the child support payments that are owed to me

	N	%
Yes	87	52.4
No	79	47.6

Display next question if:

CS.7: Which of the following statements about child support applies to you? And 'I currently pay or am supposed to pay child support for my child/children' is selected

CS.9: I am able to pay child support payments that I owe someone

	N	%
Yes	16	72.7
No	6	27.2

CS.10: For each of the following items, please respond whether or not you need assistance applying for each of these

	Yes, I need assistance		No, I do not need assistance		I do not know what this program is	
	N	%	N	%	N	%
Applying for SNAP	71	12.8	371	66.7	114	20.5
Applying for WIC	68	12.3	458	83.0	26	4.7
Applying for Medicaid	86	15.6	446	81.1	18	3.3
Applying for Child Care Assistance (CCA)	93	16.8	408	73.5	54	9.7
Applying for Temporary Assistance to Needy Families (TANF)	52	9.4	407	73.6	94	17.0
Applying for Family Investment Program (FIP)	43	7.8	386	69.8	124	22.4
Applying for housing and rental assistance	96	17.4	389	70.5	67	12.1
Applying for Iowa Heating and Energy Bill Programs (including Weatherization Assistance Program, Black Hills Care Energy Assistance Program, Iowa Low-Income Home Energy Assistance Program, Mid-American Energy's I CARE Program, and ReCare)	120	21.6	357	64.3	78	14.1
Applying for Emergency Financial Aid	102	18.5	343	62.1	107	19.4
Applying for Health Insurance	81	14.6	455	82.3	17	3.1
Applying for Legal Aid	39	7.1	454	82.4	58	10.5
Finding someone to accompany you to court	27	4.9	486	88.4	37	6.7
Financial planning, budgeting	119	21.6	391	71.0	41	7.4

Time Management and Stress Management

TMSM.1 and 2

	Yes		No	
	N	%	N	%
I know how to balance everything I need to do for school, to take care of myself, and to take care of my child/children	431	77.4	126	22.6
I know where I can get more information about time management	408	73.6	146	26.4

TMSM.3: If you were looking for information about time management, where would you go to look or whom would you ask? (Check all that apply).

	N	%
Online articles or forums	366	60.2
Community resources	252	41.4
Resources through my school	241	39.6
Doctors/medical professionals	88	14.5
Friends or family members	295	48.5
Other	24	3.9

TMSM.4 and 5

	Yes		No	
	N	%	N	%
I would like to learn about ways to help with handling any stress that I feel	247	44.6	307	55.4
I know where to get more information about managing stress	406	73.6	146	26.4

TMSM.5: If you were looking for information about stress management, where would you go to look or whom would you ask? (Check all that apply).

	N	%
Online articles or forums	346	56.9
Community resources	240	39.5
Resources through my school	190	31.3
Doctors/medical professionals	325	53.5
Friends or family members	250	41.1
Other	20	3.3

Healthy Relationships. Mental Health, Violence Prevention and Intervention

HR/MH/VP.1: Do you currently have a partner?

	N	%
Yes	464	83.2
No	94	16.8

If no, skip to HR/MH/VP.6

HR/MH/VP.2, 3, and 4

	Yes		No	
	N	%	N	%
I know how to communicate with my partner	427	92.4	35	7.6
When I disagree with my partner, we are able to talk about our problems and solve them together	394	85.3	68	14.7
I know where I would go to get help talking about problems with my partner if I needed it	380	82.6	80	17.4

HR/MH/VP.5: If you were looking for information about healthy relationships and how to communicate with your partner, where would you go to look? (Check all that apply).

	N	%
Online articles or forums	266	43.8
Community resources	205	33.7
Resources through my school	82	13.5
Doctors/medical professionals	185	30.4
Friends or family members	274	45.1
Other	573	94.2

HR/MH/VP.6, 7, 8, 9, and 10

	Yes		No	
	N	%	N	%
If I should need them, I know where I can go to get mental health services	473	86.3	75	13.7
If I should need them, I could pay for mental health services	281	51.3	267	48.7
There is a need for more mental health services for pregnant or parenting students at my school	323	59.7	218	40.3
There is a need for suicide prevention services for pregnant or parenting students at my school	294	54.5	245	45.5
If I should need them, I know where to go for suicide prevention services	448	82.1	98	17.9

HR/MH/VP.11: If you were looking for information about mental health, including suicide prevention, where would you go to look or whom would you ask? (Check all that apply).

	N	%
Online articles or forums	300	49.3
Community resources	318	52.3
Resources through my school	215	35.4
Doctors/medical professionals	404	66.4
Friends or family members	278	45.7
Other	17	2.8

HR/MH/VP.12, 13, 14, 15, 16, 17, 18: Domestic Violence

	Yes		No	
	N	%	N	%
Do you feel safe from violence in your personal relationships?	515	94.3	31	5.7
There is a need for domestic violence services for pregnant or parenting students at my school	290	53.5	252	46.5
I would know where to go to get help if I experience domestic violence	448	82.5	95	17.5
I know where I can get legal help and advice if I experience domestic violence	424	78.1	119	21.9
I know where I could join a support group if I experience domestic violence	340	62.6	203	37.4
I know where to find a shelter if I experience domestic violence	350	64.2	195	35.8
If I should need it, I would be able to pay for these kinds of services	252	46.3	292	53.7

HR/MH/VP.19: If you were looking for information about domestic violence where would you go to look or whom would you ask? (Check all that apply).

	N	%
Online articles or forums	89	16.6
Community resources	180	33.6
Resources through my school	43	8.0
Doctors/medical professionals	98	18.3
Friends or family members	104	19.4
Other	22	4.1